

COLLECTION  
2020 - 2021

# PARQUET



**QUICK-STEP**  
FLOOR DESIGNERS





YOUR INTERIOR  
CHANGES OVER THE YEARS

OUR PARQUET  
IS ALWAYS LIKE NEW

WOOD FOR LIFE  
→

See page 10

---

Get inspired	7	Outside beauty perfected for inside performance	8
		Quick-Step's five trends to watch	14

---

---

Discover	17	Details make all the difference	18
		Choose your Parquet floor	20

---



---

Collection	25	Massimo		26
		Imperio		27
		Palazzo		28
		Castello		32
		Compact Grande	NEW	34
		Compact		36
		Variano		38
		Intenso		39
		Disegno	NEW	40

---

Installation	43	Easy installation		44
		Finish in style		46
		Worry-free maintenance		52
		Setting the stage for sustainability		54

---







VOL II

A R

SPACES

CRE

DANH VO

BIEMEN

MARCE

ROBBI

NEW S

HOUSE

# Milk DECORATION



29

featuring  
The Aalto  
Lucia Fialme  
Jan Melnyk  
Yasmin Bana  
Louisa Grey  
Charlotte Perriand  
Taku Sekino

100% of the profits from the book will be donated to charity





# Outside beauty perfected for inside performance

“Quick-Step sets a new standard for wood floors by combining natural, authentic beauty and next-level performance. The result is a floor designed to be admired and enjoyed for life.”

**JOYCE VAN WAELEGHEM, CHIEF DESIGNER AT QUICK-STEP**







Joyce Van Waelegem, Chief designer at Quick-step

#### **BRINGING NATURE HOME**

“More than ever, home is the place where we can unwind and be ourselves. By bringing nature into our homes – in the form of plants and other materials like wood and stone – we can create a stress-free and cosy atmosphere. More and more, we strive to dissolve the boundaries between the inside and outside.”

#### **AUTHENTICITY, IMPROVED**

“This explains why parquet flooring has become more popular over the past few years. When it comes to adding a touch of nature to your home, nothing beats a wood floor. Because every plank is unique, the sense of authenticity is immediately apparent. On top of that, a wood floor is a smart investment; it immediately increases the value of your property.”

“To make the natural beauty of our floors stand out even more, Quick-Step combines unique colour tones and finishes with specific gloss levels. Intense, warm tones are enhanced with soft but clearly present textures to further liven up your floor.”



**“A QUICK-STEP PARQUET FLOOR COMBINES  
NATURAL BEAUTY WITH NEXT-LEVEL  
PERFORMANCE AND INCREASES THE VALUE OF  
YOUR PROPERTY.”**

**“THANKS TO RECENT TECHNOLOGICAL  
IMPROVEMENTS, YOU’LL BE ABLE TO SAVOUR YOUR  
AUTHENTIC WOOD FLOOR FOR MUCH LONGER,  
WITHOUT HAVING TO WORRY.”**



Parquet without Wood for Life



Parquet with Wood for Life

## WOOD FOR LIFE

### PARQUET FLOORS DESIGNED TO RESIST

“A parquet floor is an eye-catcher in any interior, but it is also said to be difficult to keep clean and in good condition over the years. Thanks to our recent technological improvements, it’s now possible to enjoy your parquet floor for life.”

“To ensure that your floor stands the test of time, every plank has been treated to deal with messy situations – from muddy shoes and paws to spilled food and drinks. The treatment also makes cleaning and maintaining your floor easier than ever. As a result, you’ll be able to savour your authentic wood floor for much longer, without having to worry.”





WOOD FOR LIFE



**“NOW, YOU CAN HAVE AN AUTHENTIC  
PARQUET FLOOR WITHOUT ANY OF THE  
CONCERNS THAT COME WITH IT.”**

**WORRY-FREE AUTHENTICITY**

“Nowadays, parquet floors with distinct, four-sided bevels, matt finishes and pronounced textures and pores are becoming more popular. However, these floors are also much more sensitive to dirt and stains. That’s why we developed a solution.”

“Matt finishes, deep textures and structures make it difficult to protect all the pores, small cracks and other structures in the wood. This causes moisture to be absorbed and fine dirt and dust particles to get trapped in the texture. Over time, these particles can make your floor look dirty – even after cleaning. Another well-known issue is water or other liquids soaking through the edges of the planks. This results in a stain that can eventually turn black and even mouldy when left uncared for. When that happens, the only solution is to renew the floor, which takes time and is expensive.”

“To prevent this from happening, we developed a new varnish technology that keeps your floor looking beautifully natural. This improved protection lets you remove dirt and moisture faster and easier than ever and makes sure it doesn’t seep into the wood. This means a floor that will look as good in ten years as it did on the day it was installed. With this technological improvement, Quick-Step sets a new standard in parquet flooring. Now, you can have an authentic parquet floor without any of the concerns that come with it.”





# Quick-Step's five trends to watch

"Beauty and authenticity: these are the things that come to mind when we think about parquet flooring. While this classic never goes out of style, a couple of key trends are emerging. The common theme? A passion for nature and all its uniqueness."

**JOYCE VAN WAELEGHEM, CHIEF DESIGNER AT QUICK-STEP**



## **PATTERNS**

Herringbone and chevron patterns are parquet classics that are making their way into modern interiors. They add a playful touch and can turn any room into an eye-catcher.

**Disegno - Creamy oak extra matt - DIS4856S**



## **CONNECT WITH NATURE**

Dissolve the boundaries between inside and outside; invite the natural world into your home with plants and flowers or natural shapes and colours. Replace perfection with authenticity and welcome green, in all its dimensions, with open arms. Here, the natural beauty of a wooden floor can truly shine.

**Palazzo - Warm natural oak extra matt - PAL5237S**





#### **SOFTNESS AND TACTILITY**

Our homes are where we can truly be ourselves. Soft materials and pastel colours create a peaceful atmosphere and help us recharge for the day ahead. To add some originality, you can complement your pastel hues with a contrasting colour or a brighter hue.

**Imperio - Grain oak extra matt - IMP3790S**

#### **WARM NEUTRALS**

Neutral colour palettes with their chic, smart and stylish vibe, dominate the modern home. Want to create even more cosiness? Then go for caramel and light, earthy colours.

**Compact Grande - Light chestnut oak extra matt - COMG5113**



#### **REFINED LUXURY**

Quality materials like nature stone and marble add sophistication and luxury to your room without being too obvious. Combine them with a premium oak floor for an extra-luxurious touch.

**Palazzo - Midnight oak oiled - PAL3889S**



Massimo

Imperio

Palazzo

Castello

Compact  
Grande

Compact

Variano





Intenso

Disegno



BEAUTY COMES IN MANY SIZES

# Details make all the difference

The beauty of nature lies in its variety and detail, and that is exactly what the Quick-Step Parquet range offers as well. By choosing Quick-Step, you're inviting nature into your home to create a unique, authentic look. Thanks to our highly resistant lacquered and oiled floors, you'll be able to enjoy your parquet floor for years to come, without having to worry.

## 1. Grading

Our grading system sorts our floors into three different categories: nature, marquant and vibrant. Although each plank is unique, it gives you an idea of the overall look of your floor.



### **NATURE**

Small knots for a subtle look.

Natural colour variation

Small knots



Cracks



### **MARQUANT**

More pronounced knots for a rustic appearance.

Lively colour variation

Medium knots



Cracks



### **VIBRANT**

Large knots and cracks, for a floor with character.

Lively colour variation

Large knots



Cracks





## 2. Treatment

Craftsmanship allows us to add extra texture to our wood floors and create a wide range of styles.

### (DEEP) BRUSHED

Brushing accentuates the natural grain structure of the wood plank and adds depth.



### RECLAIMED LOOK

Some of our pattern floors have a reclaimed look marked by handsanded surfaces with subtle saw cuts, height differences and gaps.



### NATURAL KNOTS

Knots are a natural part of wood and emphasize its liveliness. By incorporating knots with a subtle sunken surface, we accentuate the authentic look of our floors, creating more depth as well as an aged look.



### DESIGN COLOURS

By using different treatment techniques such as fuming and reactive staining, each plank has an intense and unique colour.



## 3. Finishing


All Quick-Step Parquet floors are prefinished, which means no oiling or lacquering is needed right after installation. This protection ensures that your parquet floor will look the same even after years of use.



SEE PAGE 10

### LACQUERED PARQUET


Quick-Step's high-quality lacquer ensures your parquet floor is perfectly protected from dirt and wear damage, keeping your floor looking flawless for many years to come.



- Seven layers of protective lacquer.
- Highly scratch and wear resistant.
- Improved protective layer that keeps your floor's surface and bevel beautiful, even after years of use.

### OILED PARQUET

Thanks to our maintenance products, Quick-Step's oiled floors still look beautiful many years after they were installed.



- Two layers of high-quality oil.
- Brings out the authenticity of real wood.
- Can be renewed, repaired and kept pristine for years to come with Quick-Step maintenance products. More info on page 52.

Extra matt finish



Matt finish



Extra matt oiled finish



Oiled finish



# Choose your Parquet floor



MAS35635

## Massimo

The longest and widest plank in the collection for a luxurious look.

Dimensions:

**240 x 26 cm**

Thickness:

**14 mm**

Pack:

**4 planks = 2.496 m<sup>2</sup>**

Bevels:

**4 ~**

Warranty:

**Lifetime & 10 year Wood for Life\***

Build-up:



Click system:



## Imperio

A perfectly balanced large plank.

Dimensions:

**220 x 22 cm**

Thickness:

**14 mm**

Pack:

**4 planks = 1.936 m<sup>2</sup>**

Bevels:

**4 ~**

Warranty:

**Lifetime & 10 year Wood for Life\***

Build-up:



Click system:



## Palazzo

A wide plank that adds warmth and character to any room.

Dimensions:

**182 x 19 cm**

Thickness:

**14 mm**

Pack:

**6 planks = 2.075 m<sup>2</sup>**

Bevels:

**2 ~ / 4 ~**

Warranty:

**Lifetime & 10 year Wood for Life\***

Build-up:



Click system:







## Castello

A narrow plank with an elegant appearance.

Dimensions:

**182 x 14.5 cm**

Thickness:

**14 mm**

Pack:

**6 planks = 1.583 m<sup>2</sup>**

Bevels:

**2** 

Warranty:

**Lifetime & 10 year Wood for Life\***

Build-up:



Click system:



### PARQUET COMPOSITION

Oiled/lacquered finishing

Oak face layer

Spruce/HDF core

Veneer backing

## NEW

## Compact Grande

This wide plank has a high-density fibre core. Paired with a relative thinness of 12.5 mm, it is perfect for renovations or projects with underfloor heating.

Dimensions:

**182 x 19 cm**

Thickness:

**12.5 mm**

Pack:

**6 planks = 2.075 m<sup>2</sup>**

Bevels:

**2** 

Warranty:

**Lifetime & 10 year Wood for Life\***

Build-up:



Click system:





IMP51055

## Let us guide you to the perfect floor

### ENTER THE FLOOREXPLORER

With so many flooring options to choose from, making the right decision can be a challenge. With our online FloorExplorer, we'll guide you to a selection of floors that match your personal needs and style in just a few steps. Give it a try!

[www.quick-step.com](http://www.quick-step.com)

## Compact

Due to its high-density fibre core and relative thinness, this is the ideal floor for renovation projects, particularly if underfloor heating is involved

Dimensions:

**182 x 14.5 cm**



Thickness:

**12.5 mm**

Pack:

**6 planks = 1.583 m<sup>2</sup>**

Bevels:

**2 ~ / 4 ~**

Warranty:

**Lifetime & 10 year Wood for Life\***

Build-up:



Click system:



\* Conditions: [www.quick-step.com](http://www.quick-step.com)





INT3903

## Variano

Worn edges that create subtle height differences, cracked knots, saw cut structures and variation in colour and dimension give this floor a unique character.

Dimensions:

**220 x 19 cm**



Thickness:

**14 mm**

Pack:

**6 planks = 2.508 m<sup>2</sup>**

Bevels:

**0**

Warranty:

**Lifetime**

Build-up:



Click system:



## Intenso

The dynamic and eye-catching chevron pattern is back in style – and easier and faster to install than ever. This collection embraces worn edges and cracked knots, giving the floor an aged look.

Dimensions:

**105 x 31 cm**



Thickness:

**14 mm**

Pack:

**4 planks = 1.302 m<sup>2</sup> (2 left and 2 right in one box)**

Bevels:

**0**

Warranty:

**Lifetime**

Build-up:



Click system:



## NEW

## Disegno

This wood floor makes the herringbone pattern easy to install. It even lets you get creative through two possible installation patterns.

Dimensions:

**58 x 14.5 cm**



Thickness:

**14 mm**

Pack:

**12 planks = 1.009 m<sup>2</sup>**

Bevels:

**4 ~**

Warranty:

**Lifetime & 10 year Wood for Life\***

Build-up:



Click system:









PARQUET COLLECTION 2020



# Massimo

SIZE

240 x 26 cm x 14 mm

WOOD FOR LIFE

The longest and widest plank in the collection for a luxurious look.

4 BEVELS



**WHITE DAISY OAK EXTRA MATT**

MAS5102S VIBRANT



**CAPPUCCINO BLONDE OAK EXTRA MATT**

MAS3566S VIBRANT



**WINTER STORM OAK EXTRA MATT OILED**

MAS3563S VIBRANT



**DARK CHOCOLATE OAK EXTRA MATT OILED**

MAS3564S VIBRANT



See p.18 for more information about Vibrant, Nature or Marquant.  
Find out more about Wood for Life on p.19.

Please note: the illustrated patterns and colours are only an image and not a full overview of all the different nuances of a wood floor. For a representative view of the surface structure and variation of a plank, take a look at the big samples on the display and ask your dealer for more advice.



# Imperio

**SIZE**

220 x 22 cm x 14 mm

**WOOD FOR LIFE**

A perfectly balanced large plank.

**4 BEVELS**

**ANGELIC WHITE OAK EXTRA MATT**

IMP5105S

MARQUANT


**EVEREST WHITE OAK EXTRA MATT**

IMP3793S

VIBRANT


**GENUINE OAK EXTRA MATT**

IMP3792S

VIBRANT


**NOUGAT OAK OILED**

IMP1626S

VIBRANT


**LIGHT ROYAL OAK OILED**

IMP5103S

MARQUANT


**DARK CHESTNUT OAK EXTRA MATT**

IMP5104S

MARQUANT


**GRAIN OAK EXTRA MATT**

IMP3790S

VIBRANT


**CARAMEL OAK OILED**

IMP1625S

VIBRANT



# Palazzo

## SIZE

182 x 19 cm x 14 mm

WOOD FOR LIFE


A wide plank that adds warmth and character to any room.

2 BEVELS




LILY WHITE OAK EXTRA MATT

PAL5106S NATURE



POLAR OAK MATT

PAL1340S NATURE



OAT FLAKE WHITE OAK OILED

PAL3891S MARQUANT



REFINED OAK EXTRA MATT

PAL3095S NATURE



PURE OAK EXTRA MATT

PAL3100S MARQUANT



FROSTED OAK OILED

PAL3092S NATURE





**HONEY OAK OILED**

PAL14725

NATURE



**NATURAL HERITAGE OAK MATT**

PAL13385

MARQUANT



**GINGER BREAD OAK EXTRA MATT**

PAL38885

NATURE



Find the floor that matches your personal needs and style with our FloorExplorer at [www.quick-step.com](http://www.quick-step.com)




4 BEVELS ~



**FROZEN OAK EXTRA MATT**

PAL35625 VIBRANT



**ALMOND WHITE OAK OILED**

PAL30145 MARQUANT



**LIME OAK EXTRA MATT**

PAL38875 VIBRANT




**WARM NATURAL OAK EXTRA MATT**

PAL52375 MARQUANT



**CONCRETE OAK OILED**

PAL37955 VIBRANT



**BLUE MOUNTAIN OAK OILED**

PAL30945 VIBRANT



PAL35625

**LATTE OAK OILED**

PAL3885S

VIBRANT

**SUNSET OAK EXTRA MATT**


PAL3893S

VIBRANT

**CINNAMON OAK EXTRA MATT**

PAL3096S

VIBRANT

**MIDNIGHT OAK OILED**

PAL3889S

VIBRANT



See p. 18 for more information about  
Vibrant, Nature or Marquant.

Find out more about Wood for Life on p. 19.

# Castello


## SIZE

182 x 14.5 cm x 14 mm

WOOD FOR LIFE

A narrow plank with an elegant appearance.

2 BEVELS 



**POLAR OAK MATT**

CAS1340S NATURE



**PURE OAK MATT**

CAS1341S NATURE



**RAW OAK EXTRA MATT**

CAS5108S VIBRANT



**VIVID GREY OAK EXTRA MATT**

CAS5107S NATURE



**HONEY OAK OILED**

CAS1472S NATURE



**NATURAL HERITAGE OAK MATT**

CAS1338S MARQUANT





**HAVANA SMOKED OAK MATT**

CAS1354S NATURE

**BARREL BROWN OAK OILED**

CAS3897S MARQUANT

**CAPPUCCINO OAK OILED**

CAS1478S MARQUANT

**COFFEE BROWN OAK MATT**

CAS1352S NATURE



See p. 18 for more information about Vibrant, Nature or Marquant.

Find out more about Wood for Life on p. 19.

CAS3897S

NEW

# Compact Grande

SIZE

182 x 19 cm x 12.5 mm

WOOD FOR LIFE →

This wide plank has a high-density fibre core. Paired with a relative thinness of 12.5 mm, it is perfect for renovations or projects with underfloor heating.

2 BEVELS ↘



**WINTRY FOREST OAK EXTRA MATT**

COMG3854 MARQUANT



**DESERT OAK EXTRA MATT**

COMG5111 VIBRANT



**LIGHT CHESTNUT OAK EXTRA MATT**

COMG5113 NATURE



**LIGHT STORM OAK EXTRA MATT**

COMG5110 MARQUANT



**COTTON GREY OAK EXTRA MATT**

COMG5112 VIBRANT



See p. 18 for more information about Vibrant, Nature or Marquant.

Find out more about Wood for Life on p. 19.





# Compact

**SIZE**

182 x 14.5 cm x 12.5 mm

**WOOD FOR LIFE** →

Due to its high-density fibre core and relative thinness, this is the ideal floor for renovation projects, particularly if underfloor heating is involved.

2 BEVELS ~



**OAK HIMALAYAN WHITE  
EXTRA MATT**

COM3098      MARQUANT



**OAK COTTON WHITE MATT**

COM1451      MARQUANT



**OAK PURE EXTRA MATT**

COM3100      MARQUANT



**OAK NATURAL MATT**

COM1450      MARQUANT



**LIGHT CHESTNUT OAK EXTRA  
MATT**

COM5113      NATURE



**CAMBRIDGE BROWN OAK  
EXTRA MATT**

COM5109      NATURE



4 BEVELS 



**COUNTRY RAW OAK EXTRA MATT**

COM3097 VIBRANT



**DUSK OAK OILED**

COM3899 VIBRANT



**NUTMEG OAK OILED**

COM3898 VIBRANT



See p. 18 for more information about Vibrant, Nature or Marquant.

Find out more about Wood for Life on p. 19.

# Variano

## SIZE

220 x 19 cm x 14 mm

Worn edges that create subtle height differences, cracked knots, saw cut structures and variation in colour and dimension give this floor a unique character.

## 0 BEVELS



VAR16315



**PACIFIC OAK EXTRA MATT**

VAR5114S MARQUANT



**DYNAMIC RAW OAK EXTRA MATT**

VAR3102S MARQUANT



**CHAMPAGNE BRUT OAK OILED**

VAR1630S MARQUANT



**ROYAL GREY OAK OILED**

VAR1631S MARQUANT






# Intenso

**SIZE**

105 x 31 cm x 14 mm

The dynamic and eye-catching chevron pattern is back in style – and easier and faster to install than ever. This collection embraces worn edges and cracked knots, giving the floor an aged look.

**0 BEVELS**



**ECLIPSE OAK OILED**

INT3903 VIBRANT


🔧 🌀 🪛 🔪 💧



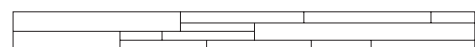
**TRADITIONAL OAK OILED**

INT3902 VIBRANT

🔧 🌀 🪛 🔪 💧



The Variano and Intenso ranges are unique Quick-Step creations. These floors are made up of small wooden boards with different lengths, widths and textures that are hand-picked and manually put together like a puzzle, creating splendid eye-catchers with a distinct reclaimed look. These small planks ensure every part of the tree is used. At Quick-Step, nothing goes to waste.



Variano



Intenso

# NEW Disegno

**SIZE**

58 x 14.5 cm x 14 mm

**WOOD FOR LIFE**

This wood floor makes the herringbone pattern easy to install. It even lets you get creative through two possible installation patterns.

**4 BEVELS**

**CREAMY OAK EXTRA MATT**

DIS4856S

NATURE


**PURE LIGHT OAK EXTRA MATT**

DIS5115S

NATURE


**CINNAMON RAW OAK EXTRA MATT**

DIS4979S

NATURE



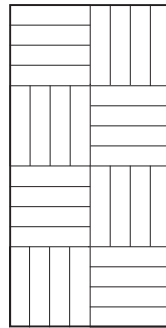

DIS5115S

See p. 18 for more information about Vibrant, Nature or Marquant.

Find out more about Wood for Life on p. 19.



1 FLOOR  
2 INSTALLATION PATTERNS











EVERYTHING YOU NEED  
FOR A PERFECT FLOORING EXPERIENCE

# Easy installation

## Floating or glued down: the choice is yours

When laying your new Quick-Step Parquet floor, you can opt for floating or glued-down installation. For floating installation, picking the right underlay is an absolute must, as it will have a major impact on the final look, quality and comfort of your floor. You can also opt for the 'glued-down' method. In that case, all you need is our Quick-Step Parquet Glue.

## Quick-Step® underlays

For a floating installation, choosing the right underlay is key. Quick-Step's easy-to-install underlays provide a stable base for the Uniclic® and Uniclic® Multifit systems. They also:

- level the subfloor and smooth out small irregularities;
- provide excellent acoustic insulation and reduce creaking noises;
- are compatible with traditional underfloor heating and/or cooling.



### SILENT WALK

Thickness: 2 mm

Roll: 7 m<sup>2</sup>

The ideal underlay for rooms with heavy traffic (living room, hallway, etc.). Offers optimal noise reduction and the best efficiency with floor heating.



### UNISOUND

Thickness: 2 mm

Roll: 15 m<sup>2</sup>

Great all-round underlay for rooms with frequent traffic (living room, hallway, kitchen, etc.).



### BASIC PLUS

Thickness: 2 mm

Roll: 15 m<sup>2</sup>/60 m<sup>2</sup>

Good all-round underlay for rooms with less traffic (attic, home office, etc.).



**TRANSITSOUND**

Thickness: 2 mm

Roll: 15 m<sup>2</sup>

Ideal noise-reducing underlay for upper floor rooms and apartments.

**THERMOLEVEL**

Thickness: 5 mm

Box: 9 m<sup>2</sup>

Ideal for irregular subfloors. Provides additional insulation. Not compatible with floor heating.

## Glued-down installation

If you prefer a glue-down installation, we suggest using dedicated Quick-Step Parquet Glue for the best results. The benefits of a glued-down floor:

- reflected walking sound is reduced to a minimum;
- maximum adhesion, even in humid conditions;
- allows your floor to breathe and expand with temperature variations;
- maximises your return with floor heating systems.

**PARQUET GLUE**16 kg for ±16 m<sup>2</sup>**PARQUET TROWEL**

For a perfect glue distribution.

## Installation tools

**ADHESIVE TAPE**

Roll: 50 m

Tape the seams between the sheets of underlay together for a moisture-proof underlay installation.

**INSTALLATION SET****Tapping block:** to easily click planks together.

**Cramp iron:** to click planks together in hard-to-reach places. **Spacers:** to provide an expansion joint (8 to 12 mm) between walls and floor.

# Finish in style

## Why choose Quick•Step® skirtings and profiles?

### PERFECTLY MATCHING COLOURS

Our skirtings and profiles perfectly match the colour of every floor.

### REAL VENEER SURFACE

An authentic wood experience in the entire room.

### QUICK•STEP® WARRANTY

They come with the same warranty as the floors.

## Skirtings




### PARQUET SKIRTING

240 x 1,6 x 8 cm

Installation method: One4All Glue or Track

Includes space to hide cables.



### SCOTIA

240 x 1,7 x 1,7 cm

Installation method: One4All Glue

## Paintable skirtings

Paintable skirtings with Incizo® technology are easily cut to fit the desired height (thanks to the pre-cuts). Once they are fitted, you can paint them or just leave white.



### OVOLO PAINTABLE SKIRTING


240 x 1.6 x 16 cm  
Installation method: One4All Glue

Can be used in two shapes for more decorative freedom.

Adjustable in height (use the included Incizo® knife): 5 heights possible between 2.5 cm and 13.4 cm.



#### SHAPE 1



#### SHAPE 2



### OGEE PAINTABLE SKIRTING

240 x 1.6 x 16 cm  
Installation method: One4All Glue

Can be used in two shapes for more decorative freedom.


Adjustable in height (use the included Incizo® knife): 4 heights possible between 2 cm and 14 cm.



#### SHAPE 1



#### SHAPE 2



### PAINTABLE SKIRTING

240 x 1.4 x 4 cm  
Installation method: One4All Glue

Also available in a flexible version (QSFLEXSKR) to finish your entire space in the same style.



### FLEXIBLE PAINTABLE SKIRTING

1.4 x 4 cm  
Installation method: high tack hybrid adhesive

Can be cut to the desired length.



### COVER PAINTABLE SKIRTING

240 x 1.6 x 12.9 cm  
Installation method: One4All Glue

Adjustable in height: 4 heights possible between 6.8 cm and 12.9 cm.



## Installation tools for skirtings



### ONE4ALL GLUE

290 ml

One tube glues 15 m of skirting.



### TRACK

240 x 0.8 x 2.7 cm

Secure the track to the wall with screws or the One4All glue and click the skirtings in place.

## Finishing tools



### KIT

310 ml

Fill up the space between skirtings and floor. Available in matching colours.

**Average usage: 1 tube per 30 m<sup>2</sup> room.**



### PIPE COVERS

2 pcs/pack

Properly finish pipes and heating elements. Available in inside diameter size 15 mm and 22 mm.



CAS51085

Finish your floor with our skirtings and Incizo® profile, available in perfectly matching colours.

## Profiles

### Incizo® profile: 1 profile, 5 applications

Quick-Step's Incizo® profile is a multifunctional finishing tool that can be used to finish your floor and stairs in matching colours. Simply cut the Incizo® basic profile to desired shape with the supplied Incizo® knife.

#### INCIZO® PROFILE

215 x 5.4 x 1.7 cm

Contents: 1 Incizo® profile, 1 Incizo® knife, 1 plastic rail.


#### APPLICATION 1

Connect two floors of different heights.



#### APPLICATION 2

Connect two floors of the same height.





**APPLICATION 3**

Finish your floor along walls or windows.

**APPLICATION 4**

Create a nice transition between your parquet floor and other flooring types.

**APPLICATION 5**

The Incizo® profile also allows you to finish your stairs in the flooring of your choice. For this application you need the Incizo® profile and an aluminium sub-profile.



**INCIZO® ALUMINIUM SUB-PROFILE FOR STAIRS**

215 x 7.35 x 1.9 cm



# Worry-free maintenance

## EASY MAINTENANCE FOR MAXIMUM VALUE

Quick-Step cleaning products are specifically developed for our floors. They cleanse the surface thoroughly and safeguard its original appearance to maximise that 'new floor' experience.

For detailed maintenance instructions, visit [www.quick-step.com](http://www.quick-step.com)


## Maintenance



QSCLEANING2500

### CLEANING PRODUCT 2.5 L

Average usage: 37 cleaning sessions.



QSCLEANING1000

### CLEANING PRODUCT 1 L

Average usage: 15 cleaning sessions.



QSSPRAYKIT

### CLEANING KIT

Mop holder with water tank and handy lever to easily moisten and mop your floor. Also includes a cleanable microfiber mop and one litre of Quick-Step cleaning product.



QSSPRAYMOP

### CLEANABLE MICROFIBRE MOP



QSPREPAIR

### REPAIR KIT

Easily repair light damage in the original colour. It assures that your floor is protected again.

Find detailed instructions at [www.quick-step.com](http://www.quick-step.com)

## Maintain your oiled parquet floor



### OIL CARE 1 L

Protects your oiled Parquet floor and prevents it from drying out and losing its gloss.

Apply with a damp cloth every 4 cleaning sessions.



### MAINTENANCE OIL 1 L

**White/transparent.**

Protects the matt finish of your oiled Parquet floor and yearly repairs minor damage.

Average usage: 1 L/75 m<sup>2</sup>.

To pick the right maintenance oil for your floor, please consult with your dealer.





# Setting the stage for sustainability

Everyday, UNILIN - the company behind Quick-Step - pushes the boundaries of what it means to be a flooring brand. Apart from making our floors as beautiful and enduring as possible, we also strive to make them as sustainable as possible, and to minimise our ecological impact in every way we can. Just like you, we are convinced that a world of beauty is a world where we respect and treasure our natural resources.

“Sustainability has become indispensable for doing business. That’s why we strive to make our floors as sustainable as possible.”

**TINO MULLE, CHIEF SUSTAINABILITY OFFICER AT UNILIN**

This means we’re not just mindful of how we source our raw materials, but also how we provide energy for production. In many UNILIN factories, end-of-life wood waste is the primary energy source.

## **GETTING THE MOST OUT OF EVERY TREE**

In every Parquet floor we produce, we strive to get the most out of every single tree. Our goal is to create the authentic feeling of pure oak while maintaining extremely high standards for sourcing and logging. Furthermore, by making our floors as wear resistant as possible, we aim to maximise their lifespans.



#### **THE CREDENTIALS OF OUR FLOORING**

To provide you with maximum value, Quick-Step Parquet floors adhere to the most stringent quality and sustainability labels.




#### **PEFC**

An internationally recognised label that ensures that the wood we use in our flooring comes from sustainable managed forests.









Your Quick • Step® point of sale



---

Quick • Step® is a quality product produced by UNILIN BV – division Flooring, Ooigemstraat 3, B-8710 Wielsbeke, Belgium, Europe. Product images may differ from actual product. The availability of products, or the products themselves, may change at any time without notice. Content © 2020-2021 by UNILIN BV – division Flooring. All rights reserved. The contents of this brochure may not be reproduced in whole or in part without prior written permission from the publisher. 020 001 01 - EN.  
Coverphoto: DIS51155

---

**FOLLOW US ON**

---

 [www.facebook.com/QuickStepFloors](https://www.facebook.com/QuickStepFloors)

---

 [www.youtube.com/quickstepfloor](https://www.youtube.com/quickstepfloor)

---

 [www.pinterest.com/quickstepfloor](https://www.pinterest.com/quickstepfloor)

---

 [@QuickStepFloor](https://twitter.com/QuickStepFloor)

---

[www.quick-step.com](https://www.quick-step.com)